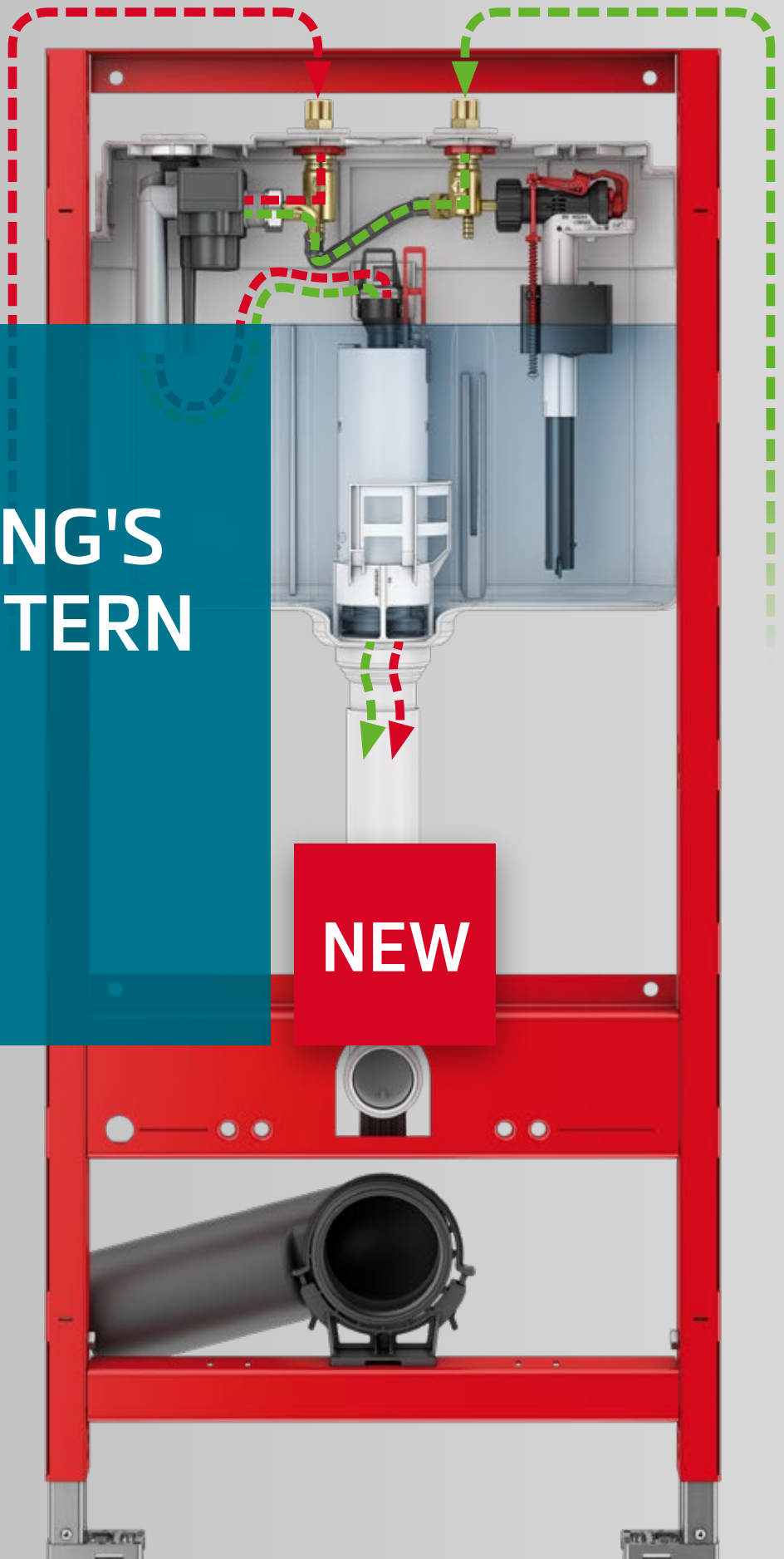
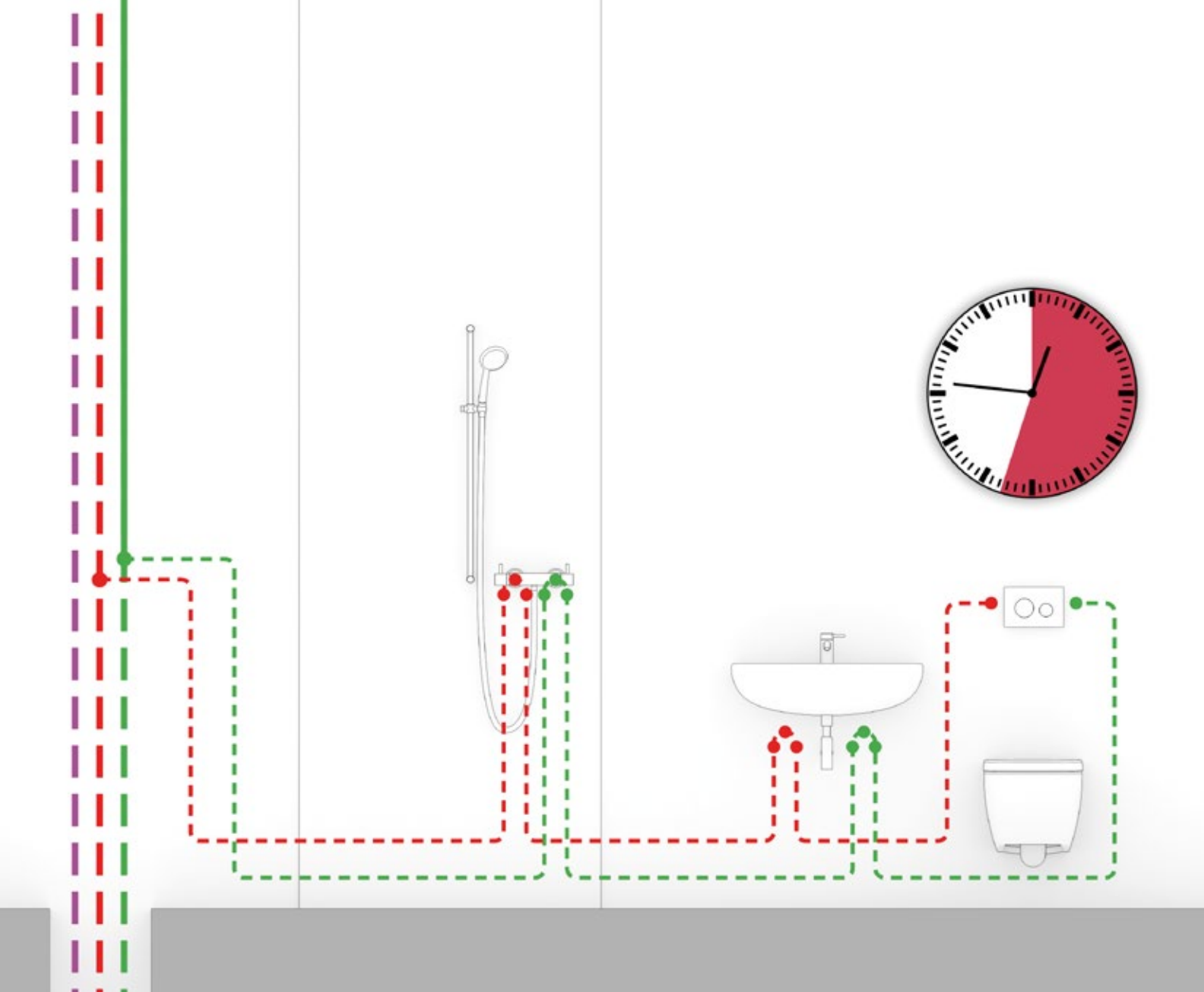


EVERYTHING'S IN THE CISTERN

TECEprofil
Toilet module with
integrated hygiene flush

NEW






ENSURE CLEAN POTABLE WATER. EVEN WHEN USED IMPROPERLY.

This innovation from TECE turns the toilet cistern into a hygiene flushing station. To achieve this we've integrated into our toilet cistern a hot water connection and a programmable control system in one compact assembly. With the new TECEprofil toilet module with integrated hygiene flush, you can fulfil your obligation as an operator to provide a clean potable water system. Convenient, reliable, economical.

“Water exchange can only occur by removing the water. This is sometimes difficult to explain, but is hygienically necessary.”



Simple initial operation via app with any smartphone.
Flushing programmes can be configured via Bluetooth.
All flushes are documented.



The advantages:

- Simple, reliable hygiene flush in a compact design
- Operational reliability with logging feature
- Individually programmable via app, for lots of applications
- Connection to smart home solutions or BCT possible
- Reduced assembly effort, completely pre-assembled components
- No additional fixtures and inspection openings in the bathroom
- No separate drainage piping, shorter pipe routing

When not in use: Ensure the water is exchanged. Automatically.

The fact that potable water systems in hotels, the housing industry or in hospitals are often left unused for long periods of time is normal in such facilities.

How can we ensure the complete exchange of water even when the water lines are unused?

Clever pipe routing or stagnation-reducing components are not sufficient on their own here. At some point, the water has to be removed from the lines somehow. This can be done manually by service personnel. However, it can be achieved more safely, reliably and demonstrably using automatic flushing stations. The owner can thus meet his responsibility to provide a proper potable water system.



The owners of potable water systems are responsible for ensuring proper use. In practice, this responsibility should be transferred to the actual users, tenants or employees. In order to avoid a possible organisational fault, this transfer of responsibility should be documented contractually and in the context of training. Automatic flushing stations drastically simplify this task.

Travel guides even contain tips for hotel guests that recommend thoroughly flushing the potable water lines directly after arriving in the room. It takes next to no time to flush 50 litres. However, in a properly operated potable water system it would be sensible to flush the fittings at the most.

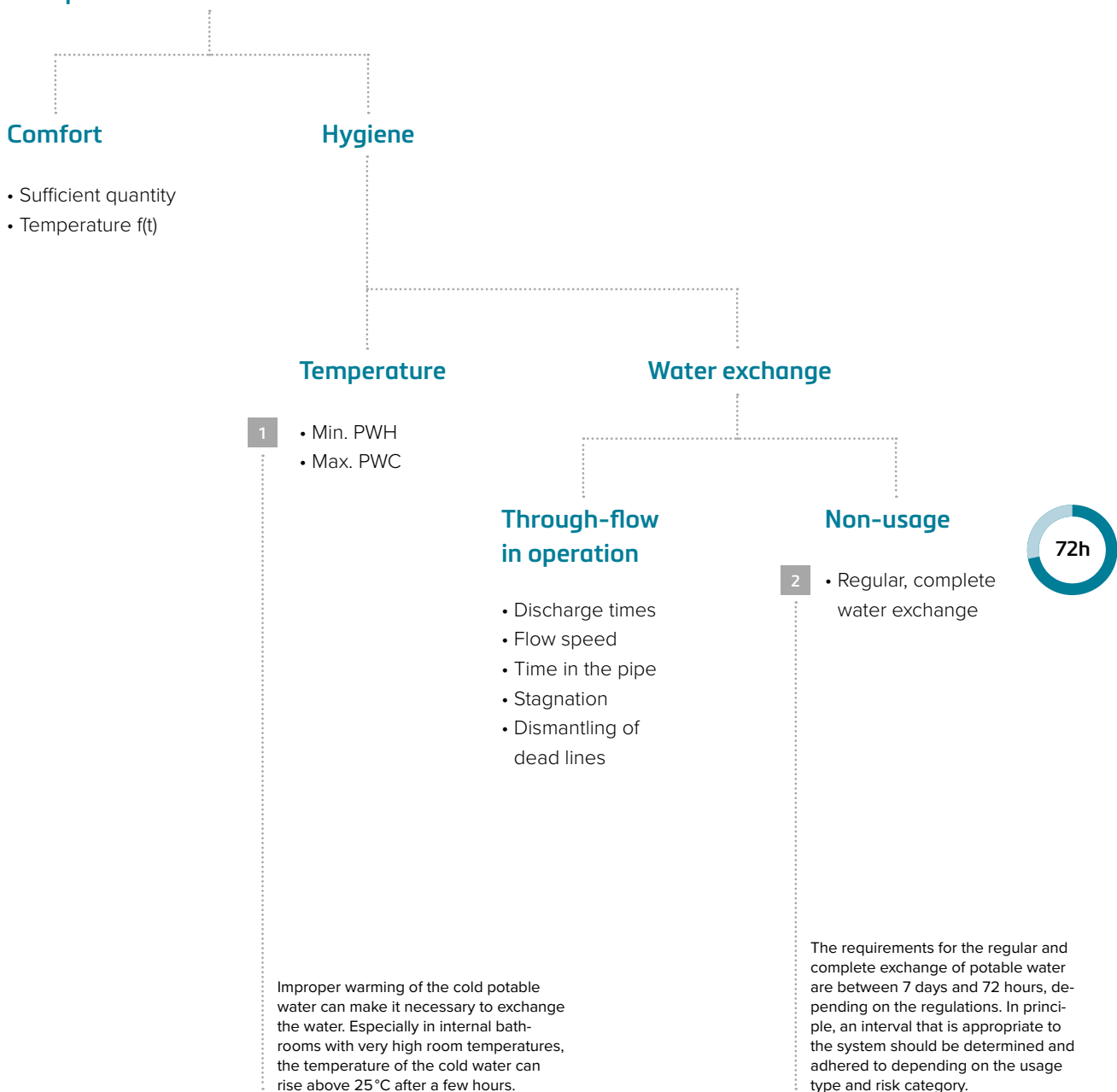
No use, no exchange

“ Our events focusing on potable water hygiene show that designers and fitters are now well-educated on the subject. There is a diverse range of technical solutions for planning, designing and operating a compliant potable water installation. Whether it's looped lines, ring lines, flow distributors, circulation right up to the tapping point: Everything is based on proper use. All measures are ineffective without this foundation. This leads to an aspect that is still hard to imagine for many: The vital flushing of potable water when not in use!”



Robert Schilling, subject specialist, TECE Academy

Requirements for the potable water installation



The technology in the cistern: pre-assembled components, digitally controllable.

Technical data:

Max. Water pressure: 10 bar (1 MPa)

Minimum flow pressure: 1 bar (0.1 MPa)

Calculation flow: 5 l/min

Defined water volume:

A dynamic flow valve ensures an operating range of 1 to 10 bar with a constant volume flow of 5 l/min. The corresponding programmed flush volume is thus drained over the calculated flush time.

Wiring:

- 2-pin plug for 12 V power supply
- 5-pin plug for optional connection of building control technology

Inspection:

All components can be inspected via the flush plate

Solenoid valves for hot and cold water

Programming and control unit with Bluetooth connector:

Operation via TECESmartflow app or alternatively via building control technology

EN 1717 safeguard:


Anti-backflow with clear outlet, immersion pipe and overflow (type AC)


Splash-free release into the cistern:

The warm water flush volume mixes with the large cistern volume from the Uni cistern.

Capacitive sensor for usage recognition:

When the toilet flush is activated (the water level in the cistern drops), a hygiene flush is skipped and the timer is reset.





PWH and PWC connection:
with shut-off and flushing device
for initial operation


Overflow in the drain valve:
The drainage capacity of the
overflow is designed to be big
enough to safely drain the flow
volume of the hygiene flush and
the filling valve in the event of
a fault.

View now: This is how the TECE-
profil toilet module with integrated
hygiene flush works.



The software: Programme the TECE hygiene flush with ease.

The hygiene flush is up and running in just a few minutes. After an initial flushing of the lines and connection to the power supply, the flushing station can be programmed using the easy to understand TECEsmartflow app via Bluetooth on smartphone or tablet.



View now: Find out how to easily programme the TECEsmartflow app here.



Programmes:

Choose between the “Weekdays” and “Interval” flush programmes.



Interval:

The interval and flush volume can be continuously adjusted. The interval timer is reset and restarted after a normal water removal.



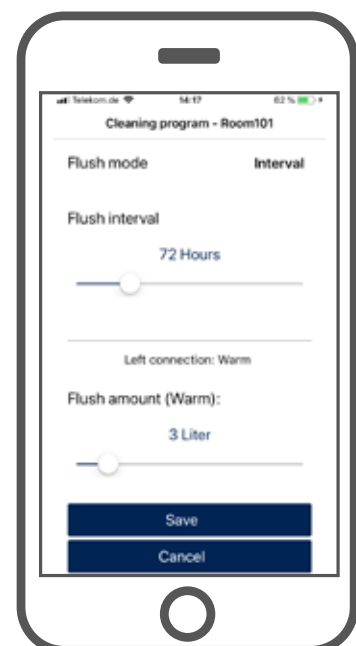
Weekdays:

You can select days and times for flushing. The flush volume can be continuously adjusted here, too. In case of regular water usage, the automatic flush planned for that day is skipped.



Flush volume:

The flush volumes for hot and cold water can be set to the individual line volumes independent of one another on each device.





Logging feature:

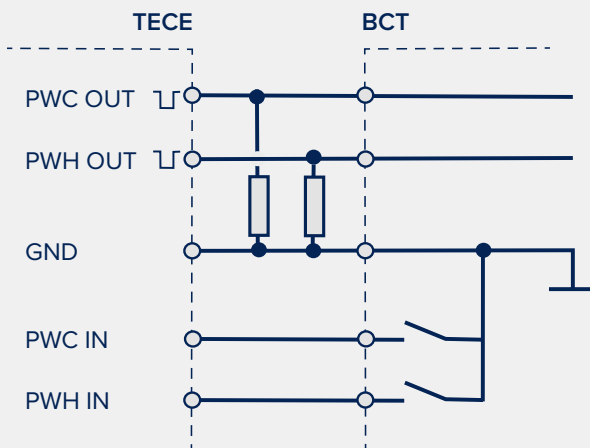
The electronics record all flushes and store these as a log. Additionally, the current settings for the flush programme are always documented. You can use the app to retrieve, export and process the log in PDF format. The log tracks the flush history and demonstrates continuous proper operation.



App – TECEsmartflow:

You can download the TECEsmartflow app for iOS and Android for free from the Apple App Store & Google Play Store.

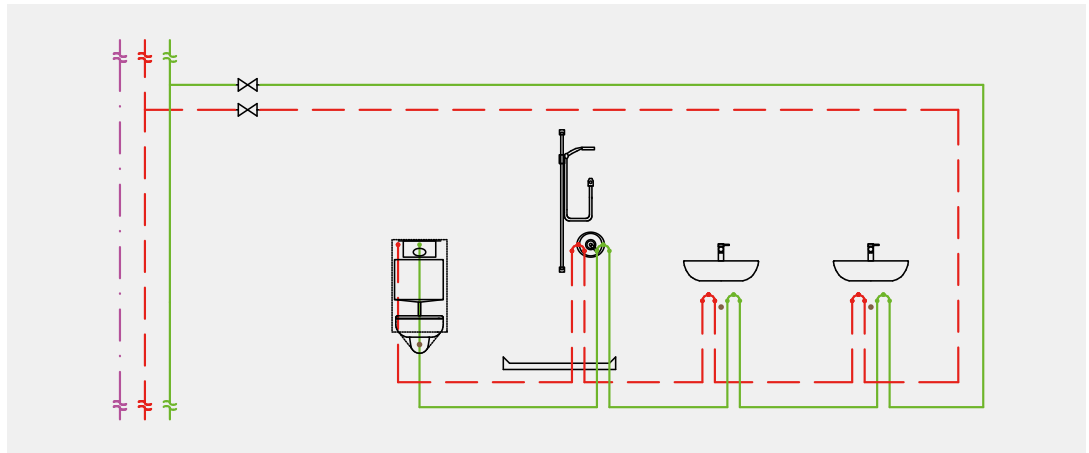
Free: The TECEsmartflow app.
Download now:



Building control technology:

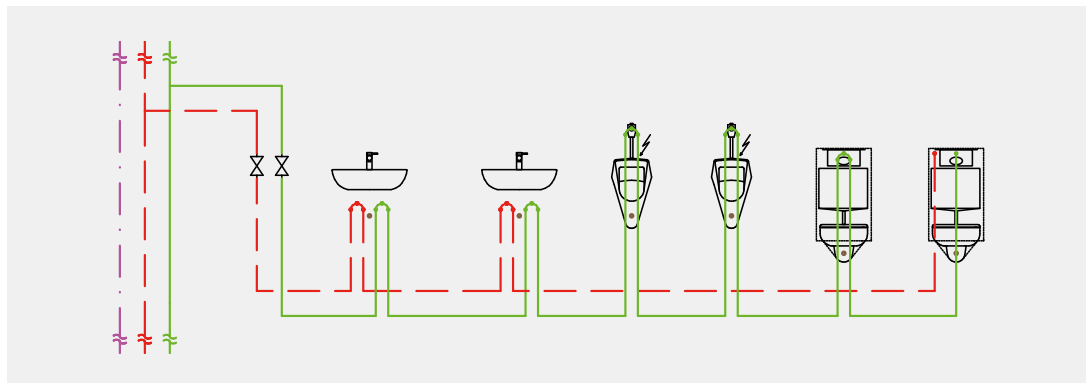
There is also the option to connect the hygiene flushing unit to building control technology. Two BCT potential-free contacts can be used to actuate the hot and cold water flush valves. The BCT then functions as the master. The flushes can also be transmitted to the BCT via two outputs (low signal) for documentation purposes.

Every piping system has room for reliability and hygiene.



Example – Hotel: Bathroom installation with dual washstand and looped serial installation.

To ensure that the total pipe contents up to the riser can be exchanged on an automatic flush, the TECEprofil toilet module with integrated hygiene flush is assigned as the last consumer in the potable water installation. Hotel guests in occupied rooms shouldn't be disturbed by an automatic hygiene flush. The "Weekdays" programme helps here. In this programme you can set the flush time for when there are normally no guests in the rooms (e.g. 11:30).



Example - Public/semi-public buildings: Looped series installation in a multi-toilet system

To ensure that the total pipe contents up to the riser can be exchanged on an automatic flush, the TECEprofil toilet module with integrated hygiene flush is assigned as the last consumer in the potable water installation. Thanks to the continuously adjustable flush volume, you can also exchange larger pipe volumes, for example in a public toilet with multiple consumers. The "Interval" flush programme is suitable for use in public and semi-public areas to prevent even short usage interruptions.



The small solution: Hygiene flush for cold water lines with electronic toilet or urinal actuation




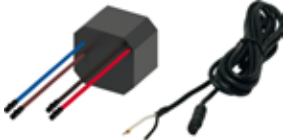

Electronic flush plates from TECE

Alongside many additional optional functions, electronic flush plates from TECE can be fitted with a programmable hygiene flushing function.



TECEfilo-Solid

A magnetic sensor lets you programme a flush interval of 24, 72 or 168 hours and a corresponding flush duration of 5, 15 or 30 seconds. At a line pressure of e.g. 4 bar, this results in programmable flush volumes between 2.2 and 13.2 litres.

	Designation	Order no.
	<p>TECEprofil toilet module with Uni cistern, with integrated hygiene flushing function Installation height 1120 mm</p>	<p>9300100</p>
	<p>TECEprofil transformer, including power cable</p>	<p>9810010</p>
	<p>TECEprofil power cable for building control technology</p>	<p>9810011</p>

For more information, go to
www.tece.com

TECE GmbH
T +49 25 72/9 28-999
international-business@tece.de
www.tece.com